

Overview

Hedging the...

Impact on the Spot...

Cut-Off Time and...

Delta-Hedging a...

Contact Information

# The Impact of FX Options on the Spot Market and the Cost of Delayed Currency Fixing Announcements

mathfinance.com

Title Page



Page 1 of 40

Go Back

Full Screen

Close

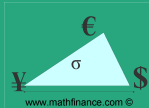
Quit

Uwe Wystup

MathFinance AG

<mailto:uwe.wystup@mathfinance.com>

March 15, 2006



## Abstract

In Foreign Exchange Markets vanilla and barrier options are traded frequently. In this presentation we discuss how large barrier contracts traded in the OTC market can influence and explain some of the jump-like behavior in the spot market. We furthermore show how clients insisting on official spot fixing sources give traders of barrier options a tough time hedging these options. The market standard is a cutoff time of 10:00 a.m. in New York for the strike of vanillas and a knock-out event based on a continuously observed barrier in the inter bank market. However, many clients, particularly from Italy, prefer the cutoff and knock-out event to be based on the fixing published by the European Central Bank on the Reuters Page ECB37. These barrier options are called discretely monitored barrier options. While these options can be priced in several models by various techniques, the ECB source of the fixing causes two problems. First of all, it is not tradable, and secondly it is published with a delay of about 10 - 20 minutes. We examine here the effect of these problems on the hedge of those options and consequently suggest a cost based on the additional uncertainty encountered.

[mathfinance.com](#)

[Title Page](#)



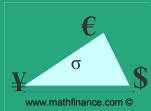
Page 2 of 40

[Go Back](#)

[Full Screen](#)

[Close](#)

[Quit](#)



Overview

Hedging the ...

Impact on the Spot ...

Cut-Off Time and ...

Delta-Hedging a ...

Contact Information

mathfinance.com

Title Page



Page 3 of 40

Go Back

Full Screen

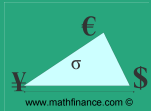
Close

Quit

# 1. Overview

## 1.1. Agenda

1. Hedging the reverse knock-out (RKO)



Overview

Hedging the ...

Impact on the Spot ...

Cut-Off Time and ...

Delta-Hedging a ...

Contact Information

mathfinance.com

Title Page



Page 3 of 40

Go Back

Full Screen

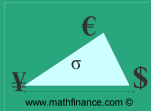
Close

Quit

# 1. Overview

## 1.1. Agenda

1. Hedging the reverse knock-out (RKO)
2. Impact on the spot market



Overview

Hedging the ...

Impact on the Spot ...

Cut-Off Time and ...

Delta-Hedging a ...

Contact Information

mathfinance.com

Title Page



Page 3 of 40

Go Back

Full Screen

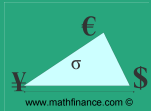
Close

Quit

# 1. Overview

## 1.1. Agenda

1. Hedging the reverse knock-out (RKO)
2. Impact on the spot market
3. Cutoffs and fixings



Overview

Hedging the ...

Impact on the Spot ...

Cut-Off Time and ...

Delta-Hedging a ...

Contact Information

mathfinance.com

Title Page



Page 3 of 40

Go Back

Full Screen


Close

Quit

# 1. Overview

## 1.1. Agenda

1. Hedging the reverse knock-out (RKO)
2. Impact on the spot market
3. Cutoffs and fixings
4. Delta-hedging a short position of a discretely monitored RKO



Overview

Hedging the ...

Impact on the Spot ...

Cut-Off Time and ...

Delta-Hedging a ...

Contact Information

mathfinance.com

Title Page



Page 3 of 40

Go Back

Full Screen

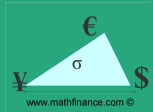
Close

Quit

# 1. Overview

## 1.1. Agenda

1. Hedging the reverse knock-out (RKO)
2. Impact on the spot market
3. Cutoffs and fixings
4. Delta-hedging a short position of a discretely monitored RKO
5. Analyze cost due to unknown spot value at knock-out or expiration



## 2. Hedging the Reverse Knock-out (RKO)

### 2.1. Option Payoff

$$F(S_T) \stackrel{e.g.}{=} \max(0, S_T - K)$$

Overview

Hedging the ...

Impact on the Spot ...

Cut-Off Time and ...

Delta-Hedging a ...

Contact Information

mathfinance.com

Title Page



Page 4 of 40

Go Back

Full Screen

Close


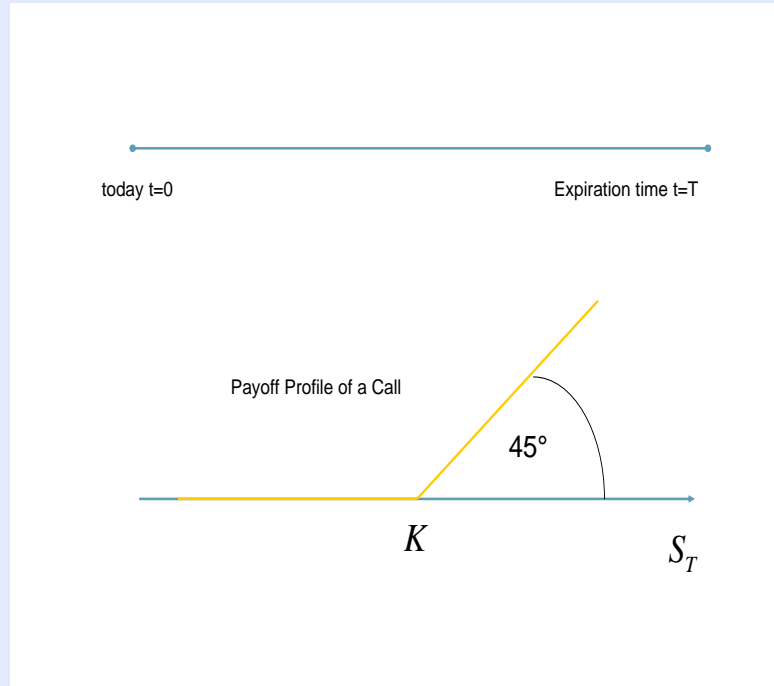
Quit



# 2. Hedging the Reverse Knock-out (RKO)

## 2.1. Option Payoff

$$F(S_T) \stackrel{e.g.}{=} \max(0, S_T - K)$$



- Overview
- Hedging the ...
- Impact on the Spot ...
- Cut-Off Time and ...
- Delta-Hedging a ...
- Contact Information

mathfinance.com

Title Page



Page 4 of 40

Go Back

Full Screen

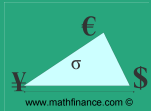
Close

Quit

## 2.2. Option Value

The value is

$$\begin{aligned}v(S_t, t) &= e^{-r_d T} \mathbf{IE}[F(S_T)] \stackrel{e.g.}{=} e^{-r_d T} \mathbf{IE}[\max(0, S_T - K)] \\ &= \dots \text{Black-Scholes formula}\end{aligned}$$



Overview

Hedging the ...

Impact on the Spot ...

Cut-Off Time and ...

Delta-Hedging a ...

Contact Information

mathfinance.com

Title Page



Page 5 of 40

Go Back

Full Screen


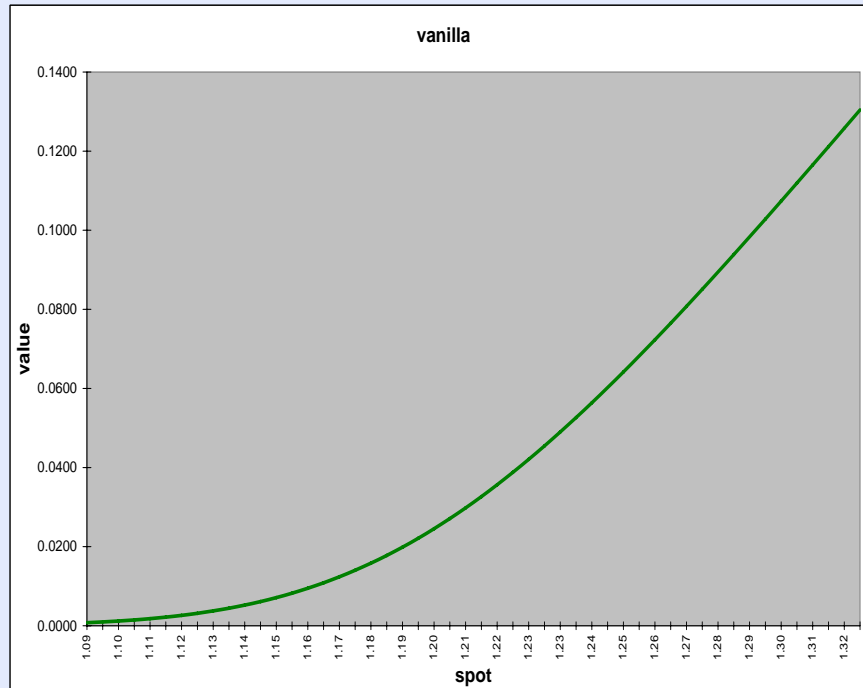
Close

Quit

## 2.2. Option Value

The value is

$$\begin{aligned}v(S_t, t) &= e^{-r_d T} \mathbf{IE}[F(S_T)] \stackrel{e.g.}{=} e^{-r_d T} \mathbf{IE}[\max(0, S_T - K)] \\ &= \dots \text{Black-Scholes formula}\end{aligned}$$



Overview

Hedging the ...

Impact on the Spot ...

Cut-Off Time and ...

Delta-Hedging a ...

Contact Information

mathfinance.com

Title Page



Page 5 of 40

Go Back

Full Screen

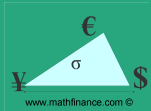
Close

Quit

## 2.3. Delta Hedging the Short Option

The delta is the slope of the value function

$$\frac{\partial}{\partial S_t} v(S_t, t) = \dots \text{ Black-Scholes delta}$$



Overview

Hedging the ...

Impact on the Spot ...

Cut-Off Time and ...

Delta-Hedging a ...

Contact Information

mathfinance.com

Title Page



Page 6 of 40

Go Back

Full Screen

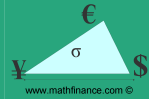
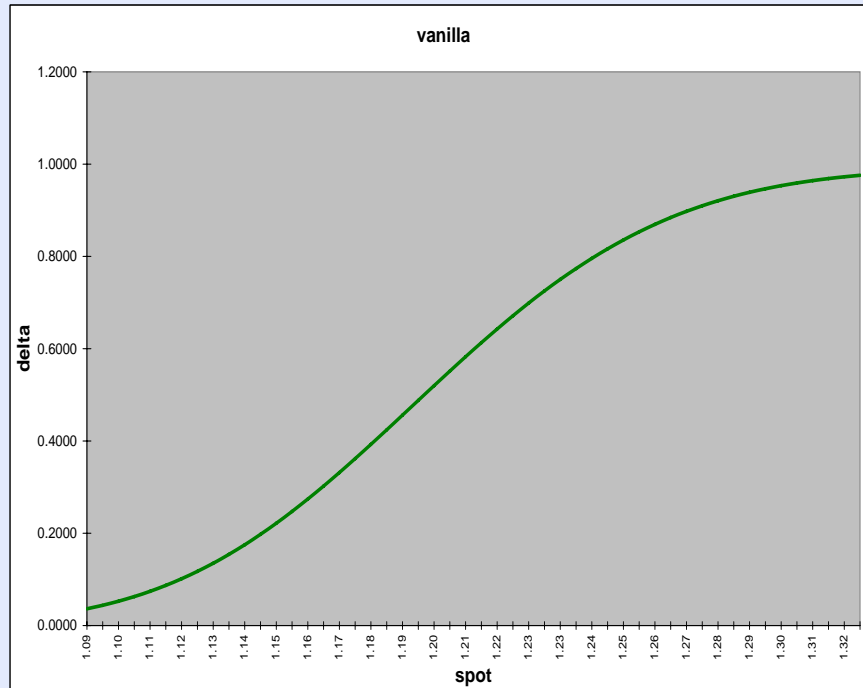
Close

Quit

## 2.3. Delta Hedging the Short Option

The delta is the slope of the value function

$$\frac{\partial}{\partial S_t} v(S_t, t) = \dots \text{ Black-Scholes delta}$$



Overview

Hedging the ...

Impact on the Spot ...

Cut-Off Time and ...

Delta-Hedging a ...

Contact Information

mathfinance.com

Title Page




Page 6 of 40

Go Back

Full Screen

Close

Quit



Overview

Hedging the ...

Impact on the Spot ...

Cut-Off Time and ...

Delta-Hedging a ...

Contact Information

mathfinance.com

Title Page



Page 7 of 40


Go Back

Full Screen

Close

Quit

$$\frac{\partial}{\partial S_t} v(S_t, t) = \text{delta}$$



Overview

Hedging the ...

Impact on the Spot ...

Cut-Off Time and ...

Delta-Hedging a ...

Contact Information

mathfinance.com

Title Page



Page 7 of 40

Go Back

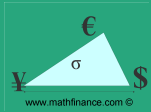
Full Screen

Close

Quit

$$\frac{\partial}{\partial S_t} v(S_t, t) = \text{delta}$$

- hedge a short option with value  $v(S_t, t)$



Overview

Hedging the ...

Impact on the Spot ...

Cut-Off Time and ...

Delta-Hedging a ...

Contact Information

mathfinance.com

Title Page



Page 7 of 40

Go Back

Full Screen

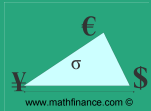
Close

Quit

$$\frac{\partial}{\partial S_t} v(S_t, t) = \text{delta}$$

- hedge a short option with value  $v(S_t, t)$
- by buying  $\frac{\partial}{\partial S_t} v(S_t, t)$  of the underlying





Overview

Hedging the ...

Impact on the Spot ...

Cut-Off Time and ...

Delta-Hedging a ...

Contact Information

mathfinance.com

Title Page



Page 7 of 40

Go Back

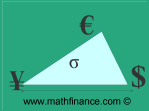
Full Screen

Close

Quit

$$\frac{\partial}{\partial S_t} v(S_t, t) = \text{delta}$$

- hedge a short option with value  $v(S_t, t)$
- by buying  $\frac{\partial}{\partial S_t} v(S_t, t)$  of the underlying
- for a short EUR-call USD put buy delta EUR



Overview

Hedging the ...

Impact on the Spot ...

Cut-Off Time and ...

Delta-Hedging a ...

Contact Information

mathfinance.com

Title Page



Page 7 of 40

Go Back

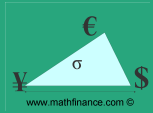
Full Screen

Close

Quit

$$\frac{\partial}{\partial S_t} v(S_t, t) = \text{delta}$$

- hedge a short option with value  $v(S_t, t)$
- by buying  $\frac{\partial}{\partial S_t} v(S_t, t)$  of the underlying
- for a short EUR-call USD put buy delta EUR
- ... a quantity between 0 and 100%



## 2.4. Reverse Knock-Out (RKO) Call

is an option with a barrier in the money paying off

$$\max(0, S_T - K) \mathbb{I}_{\{\max_{0 \leq u \leq T} S_u < B\}}$$

Overview

Hedging the ...

Impact on the Spot ...

Cut-Off Time and ...

Delta-Hedging a ...

Contact Information

mathfinance.com

Title Page



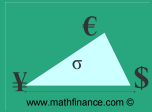
Page 8 of 40

Go Back

Full Screen

Close

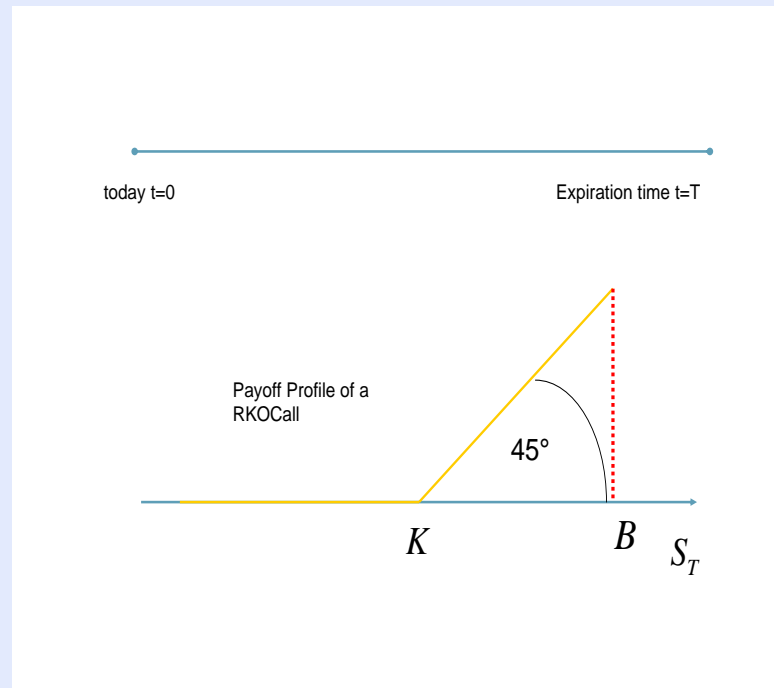
Quit



## 2.4. Reverse Knock-Out (RKO) Call

is an option with a barrier in the money paying off

$$\max(0, S_T - K) \mathbb{I}_{\{\max_{0 \leq u \leq T} S_u < B\}}$$



mathfinance.com

Title Page



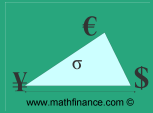
Page 8 of 40

Go Back

Full Screen

Close

Quit



## 2.5. Reverse Knock-Out Call Value

$$\begin{aligned}v(S_t, t) &= e^{-r_d T} \mathbb{E} \left[ \max(0, S_T - K) \mathbb{I}_{\{\max_{0 \leq u \leq T} S_u < B\}} \right] \\ &= \dots \text{ some formula}\end{aligned}$$

Overview

Hedging the ...

Impact on the Spot ...

Cut-Off Time and ...

Delta-Hedging a ...

Contact Information

mathfinance.com

Title Page



Page 9 of 40

Go Back

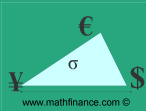
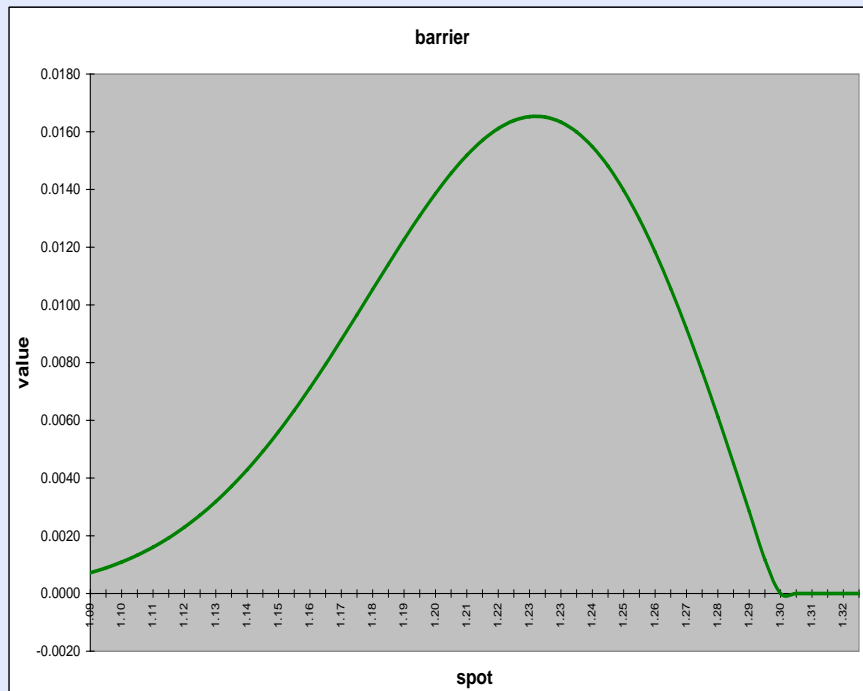
Full Screen

Close

Quit

## 2.5. Reverse Knock-Out Call Value

$$\begin{aligned}v(S_t, t) &= e^{-r_d T} \mathbf{E} \left[ \max(0, S_T - K) \mathbf{I}_{\{\max_{0 \leq u \leq T} S_u < B\}} \right] \\ &= \dots \text{some formula}\end{aligned}$$



Overview

Hedging the ...

Impact on the Spot ...

Cut-Off Time and ...

Delta-Hedging a ...

Contact Information

mathfinance.com

Title Page



Page 9 of 40

Go Back

Full Screen


Close

Quit

## 2.6. Reverse Knock-Out Call Delta

Hedge a short position by buying

$$\text{delta} = \frac{\partial}{\partial S_t} v(S_t, t) \text{ of the underlying.}$$



Overview

Hedging the ...

Impact on the Spot ...

Cut-Off Time and ...

Delta-Hedging a ...

Contact Information

mathfinance.com

Title Page



Page 10 of 40

Go Back

Full Screen


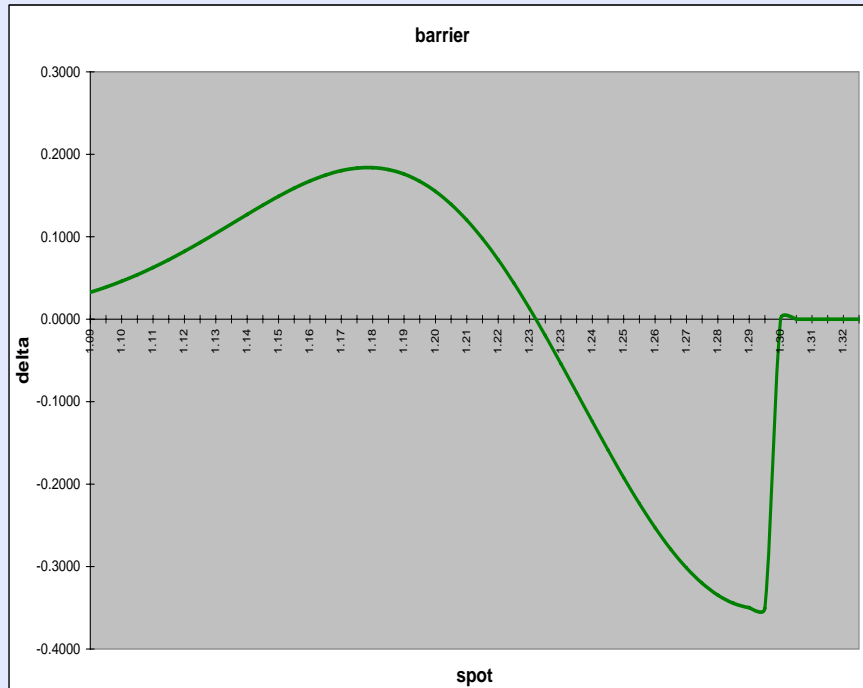
Close

Quit

## 2.6. Reverse Knock-Out Call Delta

Hedge a short position by buying

$$\text{delta} = \frac{\partial}{\partial S_t} v(S_t, t) \text{ of the underlying.}$$



Overview

Hedging the ...

Impact on the Spot ...

Cut-Off Time and ...

Delta-Hedging a ...

Contact Information

mathfinance.com

Title Page



Page 10 of 40

Go Back

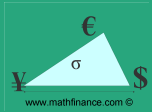
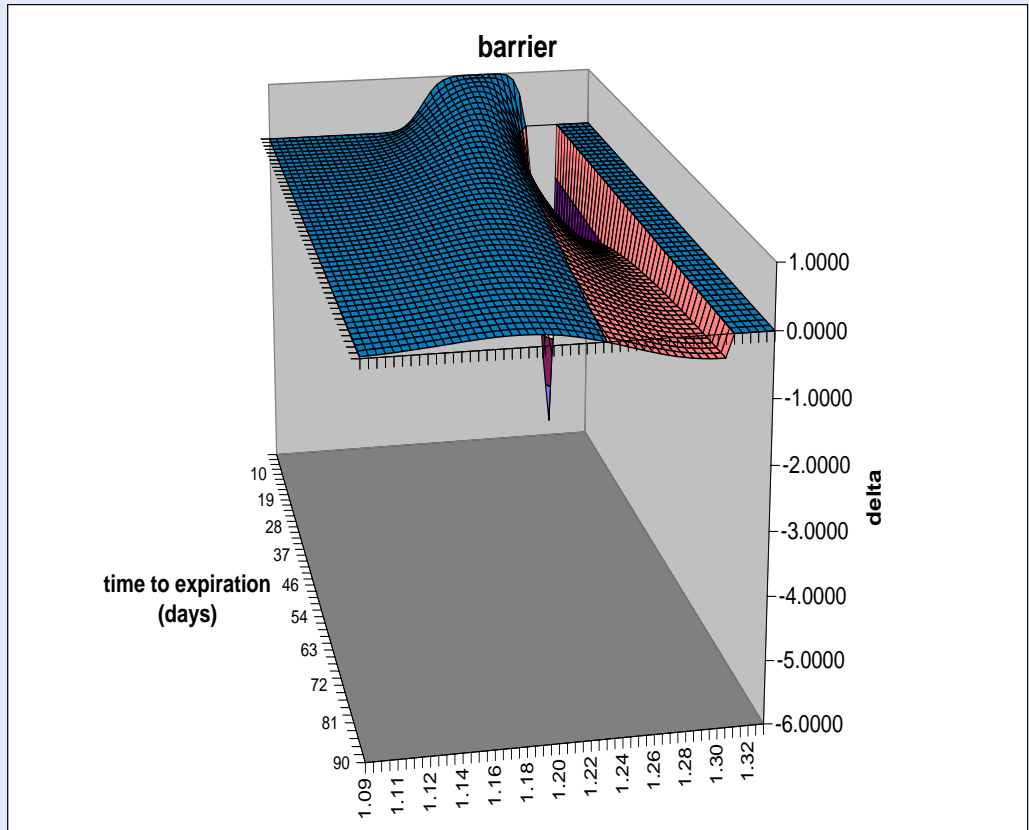
Full Screen

Close

Quit



Accross time this looks like



- Overview
- Hedging the...
- Impact on the Spot...
- Cut-Off Time and...
- Delta-Hedging a...
- Contact Information

mathfinance.com

Title Page



Page 11 of 40

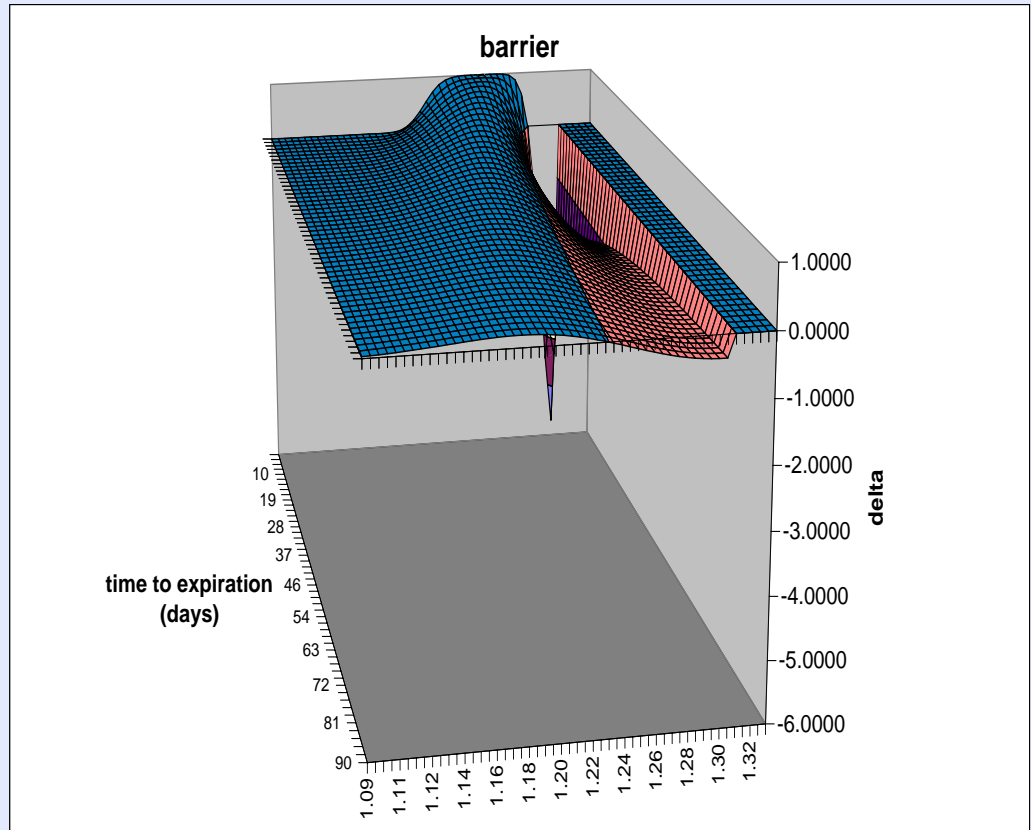
Go Back

Full Screen


Close

Quit

Accross time this looks like



Delta approaches  $-\infty$  near maturity for a spot near the barrier



- Overview
- Hedging the...
- Impact on the Spot...
- Cut-Off Time and...
- Delta-Hedging a...
- Contact Information

mathfinance.com

Title Page

◀ ▶

◀ ▶

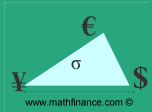
Page 11 of 40

Go Back

Full Screen

Close

Quit



Overview

Hedging the...

Impact on the Spot...

Cut-Off Time and...

Delta-Hedging a...

Contact Information

mathfinance.com

Title Page



Page 12 of 40

Go Back

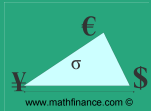
Full Screen

Close

Quit

## 3. Impact on the Spot Market

- by valuation theory assumptions: none



Overview

Hedging the...

Impact on the Spot...

Cut-Off Time and...

Delta-Hedging a...

Contact Information

mathfinance.com

Title Page



Page 12 of 40

Go Back


Full Screen

Close

Quit

## 3. Impact on the Spot Market

- by valuation theory assumptions: none
- for vanilla options: none



Overview

Hedging the...

Impact on the Spot...

Cut-Off Time and...

Delta-Hedging a...

Contact Information

mathfinance.com

Title Page



Page 12 of 40

Go Back


Full Screen

Close

Quit

## 3. Impact on the Spot Market

- by valuation theory assumptions: none
- for vanilla options: none
- for the RKO:  $\text{delta} = -1000\%$  or less is possible



Overview

Hedging the...

Impact on the Spot...

Cut-Off Time and...

Delta-Hedging a...

Contact Information

mathfinance.com

Title Page



Page 12 of 40

Go Back

Full Screen

Close

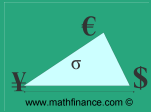
Quit

## 3. Impact on the Spot Market

- by valuation theory assumptions: none
- for vanilla options: none
- for the RKO: delta =  $-1000\%$  or less is possible
- implications ?

## 3.1. How Large Barrier Contracts Affect the Market – Example

EUR/USD RKO call strike 1.2000 and barrier 1.3000



Overview

Hedging the...

Impact on the Spot...

Cut-Off Time and...

Delta-Hedging a...

Contact Information

mathfinance.com

Title Page



Page 13 of 40

Go Back

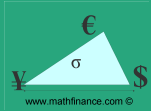
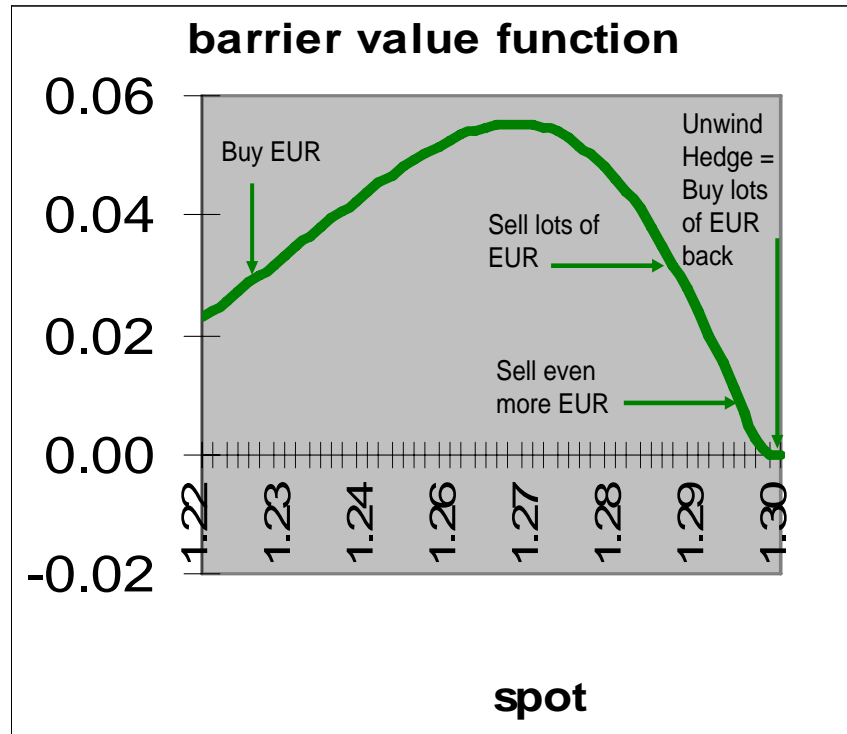
Full Screen

Close

Quit

### 3.1. How Large Barrier Contracts Affect the Market – Example

EUR/USD RKO call strike 1.2000 and barrier 1.3000



- Overview
- Hedging the...
- Impact on the Spot...
- Cut-Off Time and...
- Delta-Hedging a...
- Contact Information

mathfinance.com

Title Page

◀ ▶

◀ ▶

Page 13 of 40

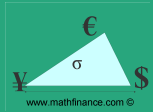
Go Back

Full Screen

Close

Quit





In words:

- EUR/USD RKO call strike 1.2000 and barrier 1.3000.

[Overview](#)

[Hedging the...](#)

[Impact on the Spot...](#)

[Cut-Off Time and...](#)

[Delta-Hedging a...](#)

[Contact Information](#)

[mathfinance.com](#)

[Title Page](#)



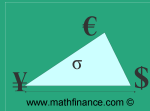
Page 14 of 40

[Go Back](#)

[Full Screen](#)

[Close](#)

[Quit](#)



In words:

- EUR/USD RKO call strike 1.2000 and barrier 1.3000.
- An investment bank delta-hedging a short position with nominal 10 Million EUR has to buy 10 Million times delta EUR. As the spot goes up to the barrier, delta becomes smaller requiring the hedging institution to sell more and more EUR.

mathfinance.com

Title Page



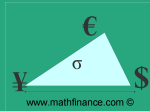
Page 14 of 40

Go Back

Full Screen

Close

Quit



In words:

- EUR/USD RKO call strike 1.2000 and barrier 1.3000.
- An investment bank delta-hedging a short position with nominal 10 Million EUR has to buy 10 Million times delta EUR. As the spot goes up to the barrier, delta becomes smaller requiring the hedging institution to sell more and more EUR.
- This can influence the market since steadily offering EUR slows down the spot movement towards the barrier and can in extreme cases prevent the spot from crossing the barrier.

mathfinance.com

Title Page



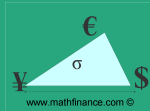
Page 14 of 40

Go Back

Full Screen

Close

Quit



In words:

- EUR/USD RKO call strike 1.2000 and barrier 1.3000.
- An investment bank delta-hedging a short position with nominal 10 Million EUR has to buy 10 Million times delta EUR. As the spot goes up to the barrier, delta becomes smaller requiring the hedging institution to sell more and more EUR.
- This can influence the market since steadily offering EUR slows down the spot movement towards the barrier and can in extreme cases prevent the spot from crossing the barrier.
- Once the barrier is breached, the bank has to unwind the delta hedge, buy lots of EUR  $\Rightarrow$  rate goes up fast

mathfinance.com

Title Page



Page 14 of 40

Go Back

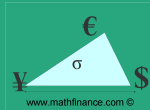
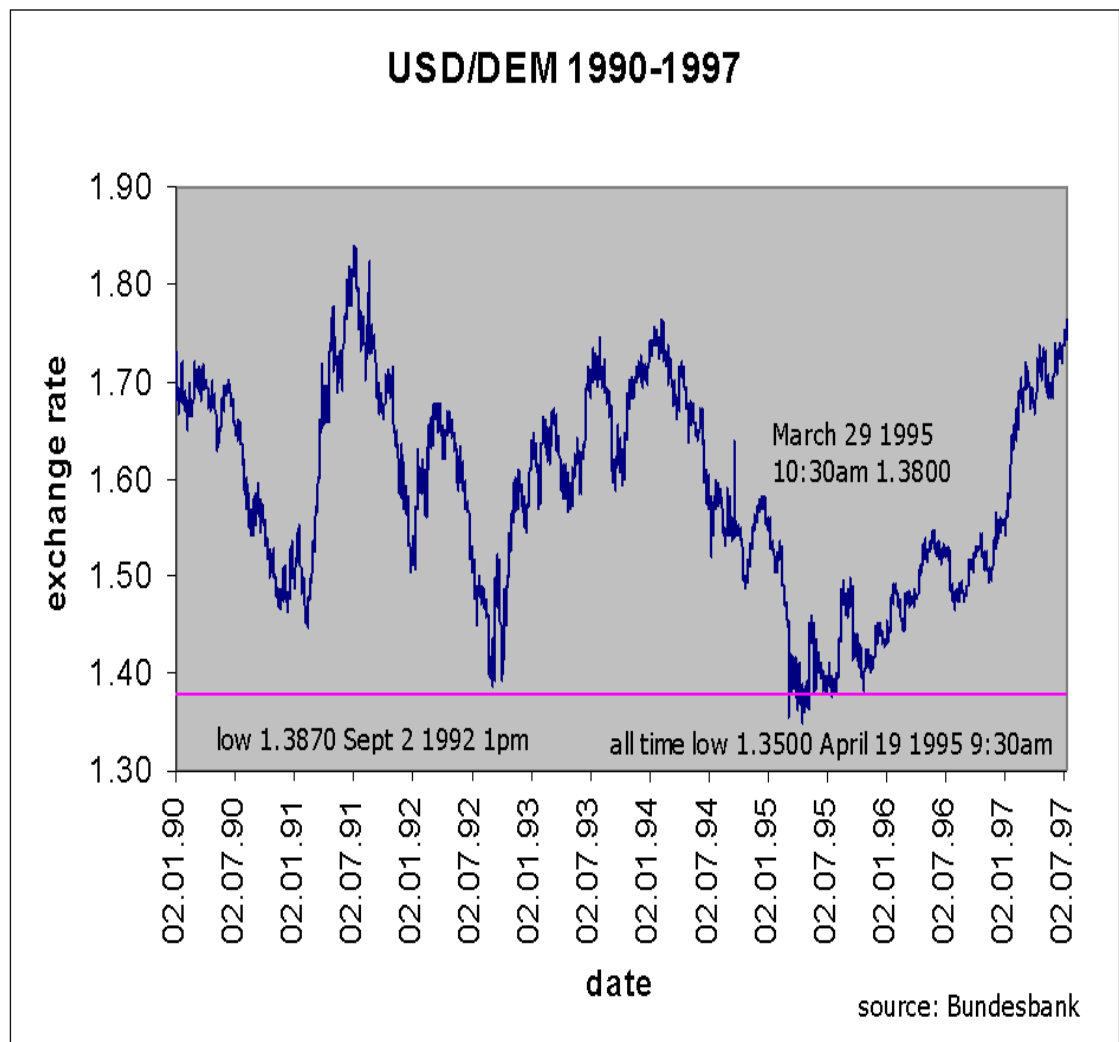
Full Screen

Close

Quit

## 3.2. Historic Examples

Barrier options crisis in the 90s.



Overview

Hedging the...

Impact on the Spot...

Cut-Off Time and...

Delta-Hedging a...

Contact Information

mathfinance.com

Title Page



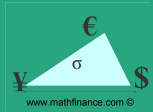
Page 15 of 40

Go Back

Full Screen

Close

Quit



# 4. Cut-Off Time and Fixings

## 4.1. Cut-Off

The exact time  $T$  in  $S_T$

- Value to take at a pre-specified time at expiration date of an option

[mathfinance.com](http://mathfinance.com)

[Title Page](#)



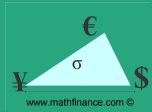
Page 16 of 40

[Go Back](#)

[Full Screen](#)

[Close](#)

[Quit](#)



# 4. Cut-Off Time and Fixings

## 4.1. Cut-Off

The exact time  $T$  in  $S_T$

- Value to take at a pre-specified time at expiration date of an option
- Source of this value must be pre-specified

[mathfinance.com](#)

[Title Page](#)



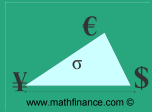
Page 16 of 40

[Go Back](#)

[Full Screen](#)

[Close](#)

[Quit](#)



# 4. Cut-Off Time and Fixings

## 4.1. Cut-Off

The exact time  $T$  in  $S_T$

- Value to take at a pre-specified time at expiration date of an option
- Source of this value must be pre-specified
- FX: OTC standard is NY cut: Traded FX spot at 10:00 a.m. NY time

mathfinance.com

Title Page



Page 16 of 40

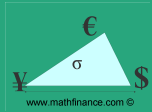
Go Back

Full Screen

Close

Quit





# 4. Cut-Off Time and Fixings

## 4.1. Cut-Off

The exact time  $T$  in  $S_T$

- Value to take at a pre-specified time at expiration date of an option
- Source of this value must be pre-specified
- FX: OTC standard is NY cut: Traded FX spot at 10:00 a.m. NY time
- Problem: not official, not transparent to public

Overview

Hedging the...

Impact on the Spot...

Cut-Off Time and...

Delta-Hedging a...

Contact Information

mathfinance.com

Title Page



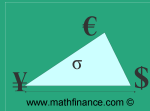
Page 16 of 40

Go Back

Full Screen

Close

Quit



# 4. Cut-Off Time and Fixings

## 4.1. Cut-Off

The exact time  $T$  in  $S_T$

- Value to take at a pre-specified time at expiration date of an option
- Source of this value must be pre-specified
- FX: OTC standard is NY cut: Traded FX spot at 10:00 a.m. NY time
- Problem: not official, not transparent to public
- Advantage: tradable, transparent to FX traders

mathfinance.com

Title Page



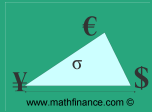
Page 16 of 40

Go Back

Full Screen

Close

Quit



# 4. Cut-Off Time and Fixings

## 4.1. Cut-Off

The exact time  $T$  in  $S_T$

- Value to take at a pre-specified time at expiration date of an option
- Source of this value must be pre-specified
- FX: OTC standard is NY cut: Traded FX spot at 10:00 a.m. NY time
- Problem: not official, not transparent to public
- Advantage: tradable, transparent to FX traders
- Other sources: FED, Warshaw Cut, Tokio Cut, Bank's own fixing

mathfinance.com

Title Page



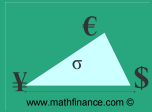
Page 16 of 40

Go Back

Full Screen

Close

Quit



# 4. Cut-Off Time and Fixings

## 4.1. Cut-Off

The exact time  $T$  in  $S_T$

- Value to take at a pre-specified time at expiration date of an option
- Source of this value must be pre-specified
- FX: OTC standard is NY cut: Traded FX spot at 10:00 a.m. NY time
- Problem: not official, not transparent to public
- Advantage: tradable, transparent to FX traders
- Other sources: FED, Warshaw Cut, Tokio Cut, Bank's own fixing
- Average of several banks
- Example:  $OPTREF = AVG$  (COMBA, DB, DREBA, HVB)

Overview

Hedging the...

Impact on the Spot...

Cut-Off Time and...

Delta-Hedging a...

Contact Information

mathfinance.com

Title Page



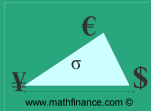
Page 16 of 40

Go Back

Full Screen

Close

Quit



Overview

Hedging the...

Impact on the Spot...

Cut-Off Time and...

Delta-Hedging a...

Contact Information

mathfinance.com

Title Page



Page 17 of 40

Go Back

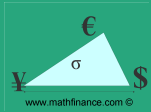
Full Screen

Close

Quit

## 4.2. ECB Currency Fixing

1. Many Corporate Treasurers prefer official source of exchange rate
2. Set each business day at 2:15 p.m.
3. Published on Reuters page ECB37



Overview

Hedging the...

Impact on the Spot...

Cut-Off Time and...

Delta-Hedging a...

Contact Information

mathfinance.com

Title Page



Page 17 of 40

Go Back


Full Screen

Close

Quit

## 4.2. ECB Currency Fixing

1. Many Corporate Treasurers prefer official source of exchange rate
2. Set each business day at 2:15 p.m.
3. Published on Reuters page ECB37
4. Not tradable



Overview

Hedging the...

Impact on the Spot...

Cut-Off Time and...

Delta-Hedging a...

Contact Information

mathfinance.com

Title Page



Page 17 of 40

Go Back

Full Screen


Close

Quit

## 4.2. ECB Currency Fixing

1. Many Corporate Treasurers prefer official source of exchange rate
2. Set each business day at 2:15 p.m.
3. Published on Reuters page ECB37
4. Not tradable
5. Published with Delay of  $\Delta T = 10\text{-}20$  Minutes

# Reuters Page ECB37



Overview

Hedging the...

Impact on the Spot...

Cut-Off Time and...

Delta-Hedging a...

Contact Information

mathfinance.com

Title Page



Page 18 of 40

Go Back

Full Screen

Close

Quit

RSFRecord ECB37 - Full Quote

File Edit View Data Options Help

13:25 21FEB05 EUROPEAN CENTRAL BANK, FRANKFURT a.M. GE66608 ECB37

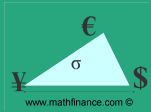
EURO FOREIGN EXCHANGE REFERENCE RATES as of 21.Feb.05

Cur.	Spot	Cur.	Spot	Cur.	Spot
USD	1.3055	CZK	29.922	TRY	1.7062
JPY	137.76	EEK	15.6466	AUD	1.6558
DKK	7.4440	HUF	243.65	CAD	1.6073
GBP	0.68910	LTL	3.4528	HKD	10.1825
SEK	9.1200	LVL	0.6961	NZD	1.7979
CHF	1.5447	MTL	0.4309	SGD	2.1379
ISK	79.90	PLN	3.9877	KRW	1335.79
NOK	8.2855	ROL	36034	ZAR	7.7531
BGN	1.9559	SIT	239.75		
CYP	0.5830	SKK	38.054		

All currencies quoted against the EUR (base currency).  
For details on the reference rates, please see the ECB press release of 28 September 2000 on the ECB web site: [www.ecb.int](http://www.ecb.int)  
While the reference rates are based on sources which the ECB considers to be reliable, the ECB shall not have any liability for any losses incurred in connection with any decision made or action or inaction taken by any party in reliance upon the reference rates.  
The reference rates are published following the same calendar as the TARGET system.

Ready





Overview

Hedging the...

Impact on the Spot...

Cut-Off Time and...

Delta-Hedging a...

Contact Information

mathfinance.com

Title Page



Page 19 of 40

Go Back

Full Screen

Close

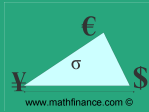
Quit

# 5. Delta-Hedging a Short Discretely Monitored RKO

## 5.1. Model

Risk-neutral geometric Brownian motion

$$dS_t = S_t[(r_d - r_f) dt + \sigma dW_t]$$



# 5. Delta-Hedging a Short Discretely Monitored RKO

## 5.1. Model

Risk-neutral geometric Brownian motion

$$dS_t = S_t[(r_d - r_f) dt + \sigma dW_t]$$

These parameters are constant

- $r_d$ : domestic interest rate
- $r_f$ : foreign interest rate
- $\sigma$ : volatility
- $S_t$ : FX spot rate at time  $t$

Overview

Hedging the...

Impact on the Spot...

Cut-Off Time and...

Delta-Hedging a...

Contact Information

mathfinance.com

Title Page



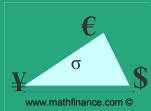
Page 19 of 40

Go Back

Full Screen

Close

Quit



## 5.2. Contracts

- $T$ : maturity in years
- $K$ : strike
- $B$ : knock-out barrier

Overview

Hedging the...

Impact on the Spot...

Cut-Off Time and...

Delta-Hedging a...

Contact Information

mathfinance.com

Title Page



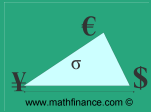
Page 20 of 40

Go Back

Full Screen

Close

Quit



## 5.2. Contracts

- $T$ : maturity in years
- $K$ : strike
- $B$ : knock-out barrier
- fixing schedule  $0 = t_0 < t_1 < t_2 \dots, t_n = T$

[mathfinance.com](#)

[Title Page](#)



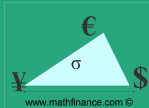
Page 20 of 40

[Go Back](#)

[Full Screen](#)

[Close](#)

[Quit](#)



## 5.2. Contracts

- $T$ : maturity in years
- $K$ : strike
- $B$ : knock-out barrier
- fixing schedule  $0 = t_0 < t_1 < t_2 \dots, t_n = T$
- payoff for a discretely monitored RKO call option

$$V(F, T) = (F_T - K)^+ \mathbb{I}_{\{\max(F_{t_0}, \dots, F_{t_n}) < B\}}$$

- $F_t$ : fixing of the underlying exchange rate at time  $t$

mathfinance.com

Title Page



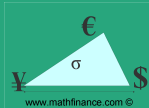
Page 20 of 40

Go Back

Full Screen

Close

Quit



## 5.2. Contracts

- $T$ : maturity in years
- $K$ : strike
- $B$ : knock-out barrier
- fixing schedule  $0 = t_0 < t_1 < t_2 \dots, t_n = T$
- payoff for a discretely monitored RKO call option

$$V(F, T) = (F_T - K)^+ \mathbb{I}_{\{\max(F_{t_0}, \dots, F_{t_n}) < B\}}$$

- $F_t$ : fixing of the underlying exchange rate at time  $t$
- $\mathbb{I}$ : the indicator function

mathfinance.com

Title Page



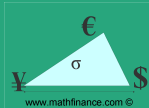
Page 20 of 40

Go Back

Full Screen

Close

Quit



## 5.2. Contracts

- $T$ : maturity in years
- $K$ : strike
- $B$ : knock-out barrier
- fixing schedule  $0 = t_0 < t_1 < t_2 \dots, t_n = T$
- payoff for a discretely monitored RKO call option

$$V(F, T) = (F_T - K)^+ \mathbb{I}_{\{\max(F_{t_0}, \dots, F_{t_n}) < B\}}$$

- $F_t$ : fixing of the underlying exchange rate at time  $t$
- $\mathbb{I}$ : the indicator function
- payoff to hedge is

$$V(S, T) = (S_T - K)^+ \mathbb{I}_{\{\max(S_{t_0}, \dots, S_{t_n}) < B\}}$$

mathfinance.com

Title Page



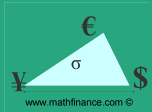
Page 20 of 40

Go Back

Full Screen

Close

Quit



Overview

Hedging the...

Impact on the Spot...

Cut-Off Time and...

Delta-Hedging a...

Contact Information

mathfinance.com

Title Page



Page 21 of 40

Go Back

Full Screen

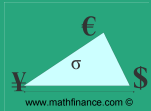
Close

Quit

## 5.3. Analysis Procedure

- simulate the spot with Monte Carlo





Overview

Hedging the...

Impact on the Spot...

Cut-Off Time and...

Delta-Hedging a...

Contact Information

mathfinance.com

Title Page



Page 21 of 40

Go Back

Full Screen

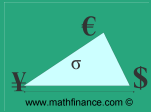
Close

Quit

## 5.3. Analysis Procedure

- simulate the spot with Monte Carlo
- model the ECB-fixing  $F_t$  by

$$F_t = S_t + \varphi, \quad \varphi \in \mathcal{N}(\mu, \sigma)$$



Overview

Hedging the...

Impact on the Spot...

Cut-Off Time and...

Delta-Hedging a...

Contact Information

mathfinance.com

Title Page



Page 21 of 40

Go Back

Full Screen

Close


Quit

## 5.3. Analysis Procedure

- simulate the spot with Monte Carlo
- model the ECB-fixing  $F_t$  by

$$F_t = S_t + \varphi, \quad \varphi \in \mathcal{N}(\mu, \sigma)$$

- $\mu$  and  $\sigma$  estimated from historic data.



Overview

Hedging the...

Impact on the Spot...

Cut-Off Time and...

Delta-Hedging a...

Contact Information

mathfinance.com

Title Page



Page 21 of 40

Go Back

Full Screen

Close


Quit

## 5.3. Analysis Procedure

- simulate the spot with Monte Carlo
- model the ECB-fixing  $F_t$  by

$$F_t = S_t + \varphi, \quad \varphi \in \mathcal{N}(\mu, \sigma)$$

- $\mu$  and  $\sigma$  estimated from historic data.
- difference of fixing and traded spot = normally distributed random variable.



## 5.3.1. Estimates

Estimated values for mean and standard-deviations of the quantity Spot - ECB-fixing from historic time series<sup>a</sup>.

Currency pair	Mean	Std Dev	Time horizon
EUR - USD	-3.125E-6	0.0001264	23.6 - 08.8.04
USD - JPY	-4.883E-3	0.0134583	22.6 - 26.8.04
USD - CHF	-1.424E-5	0.0001677	11.5 - 26.8.04
EUR - GBP	-1.330E-5	0.00009017	04.5 - 26.8.04

For USD-JPY take EUR-JPY / EUR-USD etc.

---

<sup>a</sup>Data provided by Commerzbank

mathfinance.com

Title Page



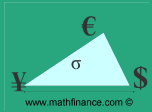
Page 22 of 40

Go Back

Full Screen

Close

Quit



## 5.4. Error Estimation

1. introduce a bid/offer-spread  $\delta$  for the spot, which is of the size of 2 pips in the inter bank market.

Overview

Hedging the...

Impact on the Spot...

Cut-Off Time and...

Delta-Hedging a...

Contact Information

mathfinance.com

Title Page



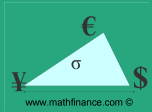
Page 23 of 40

Go Back

Full Screen

Close

Quit



## 5.4. Error Estimation

1. introduce a bid/offer-spread  $\delta$  for the spot, which is of the size of 2 pips in the inter bank market.
2. evaluate the payoffs for barrier options for each path and run the simulations with the appropriate delta hedge quantities to hold.

Overview

Hedging the...

Impact on the Spot...

Cut-Off Time and...

Delta-Hedging a...

Contact Information

mathfinance.com

Title Page



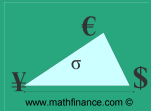
Page 23 of 40

Go Back

Full Screen

Close

Quit



## 5.4. Error Estimation

1. introduce a bid/offer-spread  $\delta$  for the spot, which is of the size of 2 pips in the inter bank market.
2. evaluate the payoffs for barrier options for each path and run the simulations with the appropriate delta hedge quantities to hold.
3. compute for each path the error encountered due the fixing being different from the spot.

[mathfinance.com](#)

[Title Page](#)



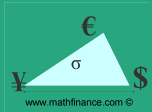
Page 23 of 40

[Go Back](#)

[Full Screen](#)

[Close](#)

[Quit](#)



## 5.4. Error Estimation

1. introduce a bid/offer-spread  $\delta$  for the spot, which is of the size of 2 pips in the inter bank market.
2. evaluate the payoffs for barrier options for each path and run the simulations with the appropriate delta hedge quantities to hold.
3. compute for each path the error encountered due the fixing being different from the spot.
4. average over all paths.

[mathfinance.com](#)

[Title Page](#)



Page 23 of 40

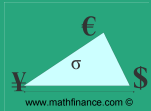
[Go Back](#)

[Full Screen](#)

[Close](#)

[Quit](#)





## 5.4. Error Estimation

1. introduce a bid/offer-spread  $\delta$  for the spot, which is of the size of 2 pips in the inter bank market.
2. evaluate the payoffs for barrier options for each path and run the simulations with the appropriate delta hedge quantities to hold.
3. compute for each path the error encountered due the fixing being different from the spot.
4. average over all paths.
5. do this for various currency pairs, parameter scenarios, varying the rates, volatilities, maturities, barriers and strikes.

mathfinance.com

Title Page




Page 23 of 40

Go Back

Full Screen

Close

Quit



## 5.4. Error Estimation

1. introduce a bid/offer-spread  $\delta$  for the spot, which is of the size of 2 pips in the inter bank market.
2. evaluate the payoffs for barrier options for each path and run the simulations with the appropriate delta hedge quantities to hold.
3. compute for each path the error encountered due the fixing being different from the spot.
4. average over all paths.
5. do this for various currency pairs, parameter scenarios, varying the rates, volatilities, maturities, barriers and strikes.
6. We expect a significant impact particularly for reverse knock-out barrier options due to the jump of the payoff and hence the large delta hedge quantity.

mathfinance.com

Title Page



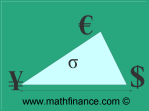
Page 23 of 40

Go Back

Full Screen

Close

Quit



Overview

Hedging the...

Impact on the Spot...

Cut-Off Time and...

Delta-Hedging a...

Contact Information

mathfinance.com

Title Page



Page 24 of 40

Go Back

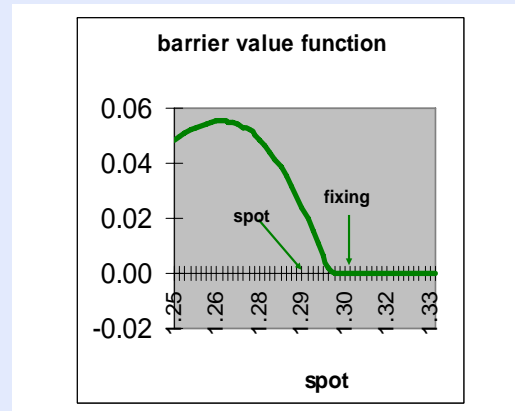
Full Screen


Close

Quit

## 5.5. Hedging Error for the Discretely monitored up-and-out Call

Two sources of error





- Overview
- Hedging the...
- Impact on the Spot...
- Cut-Off Time and...
- Delta-Hedging a...
- Contact Information

mathfinance.com

Title Page



Page 24 of 40

Go Back

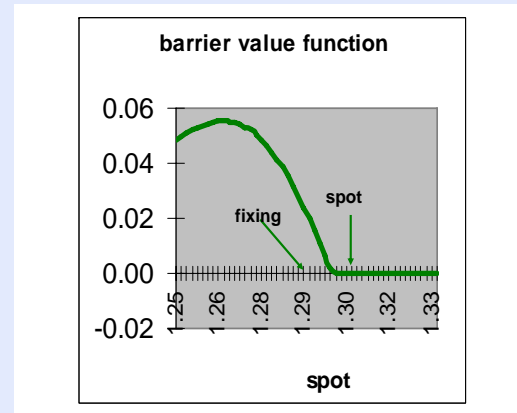
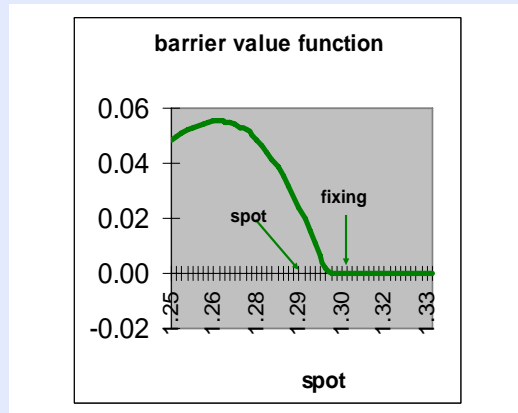
Full Screen

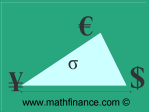
Close

Quit

## 5.5. Hedging Error for the Discretely monitored up-and-out Call

Two sources of error





Overview

Hedging the...

Impact on the Spot...

Cut-Off Time and...

Delta-Hedging a...

Contact Information

mathfinance.com

Title Page



Page 24 of 40

Go Back

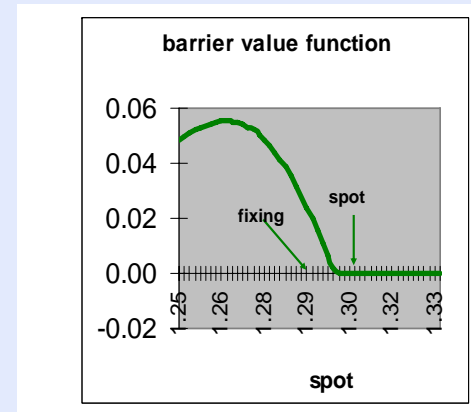
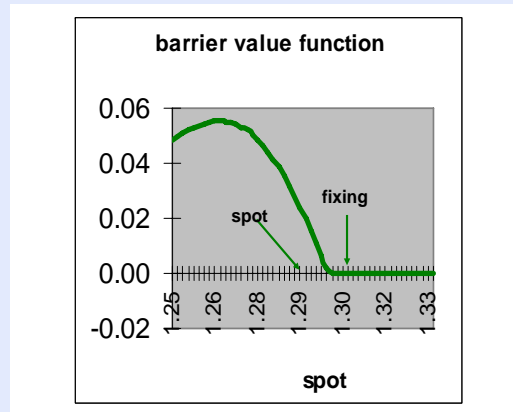
Full Screen

Close

Quit

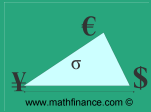
## 5.5. Hedging Error for the Discretely monitored up-and-out Call

Two sources of error



Let  $\Delta(S_t)$  be the theoretical delta (negative near  $B$ ).

## 5.5.1. Spot Below Fixing: $S_t < B$ and $F_t \geq B$



Overview

Hedging the...

Impact on the Spot...

Cut-Off Time and...

Delta-Hedging a...

Contact Information

mathfinance.com

Title Page



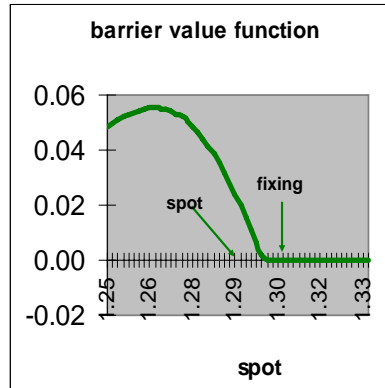
Page 25 of 40

Go Back

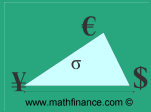
Full Screen

Close

Quit



## 5.5.1. Spot Below Fixing: $S_t < B$ and $F_t \geq B$



Overview

Hedging the...

Impact on the Spot...

Cut-Off Time and...

Delta-Hedging a...

Contact Information

mathfinance.com

Title Page



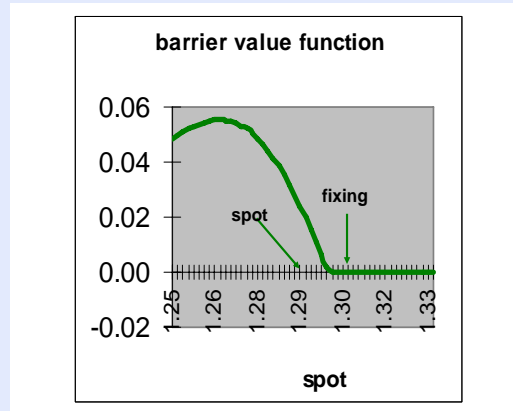
Page 25 of 40

Go Back

Full Screen

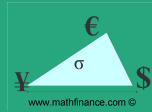
Close

Quit



- here we unwind our hedge with delay and encounter

## 5.5.1. Spot Below Fixing: $S_t < B$ and $F_t \geq B$



Overview

Hedging the...

Impact on the Spot...

Cut-Off Time and...

Delta-Hedging a...

Contact Information

mathfinance.com

Title Page



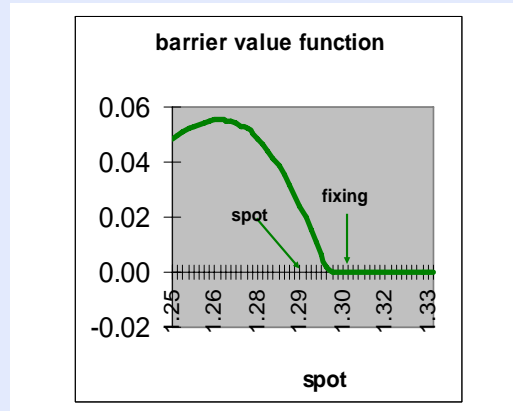
Page 25 of 40

Go Back

Full Screen

Close

Quit



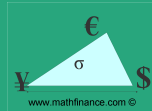
- here we unwind our hedge with delay and encounter

$$\text{P\&L} = \Delta(S_t) \cdot (S_{t+\Delta T} - S_t),$$

- the seller has been short the underlying at time  $t$  and must buy it in  $t + \Delta T$  minutes to close out the hedge.



## 5.5.1. Spot Below Fixing: $S_t < B$ and $F_t \geq B$



Overview

Hedging the...

Impact on the Spot...

Cut-Off Time and...

Delta-Hedging a...

Contact Information

mathfinance.com

Title Page



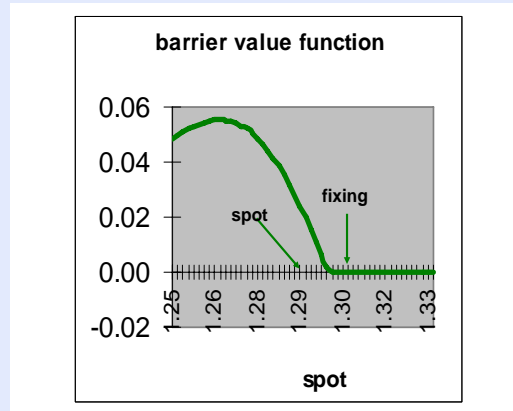
Page 25 of 40

Go Back

Full Screen

Close

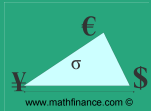
Quit



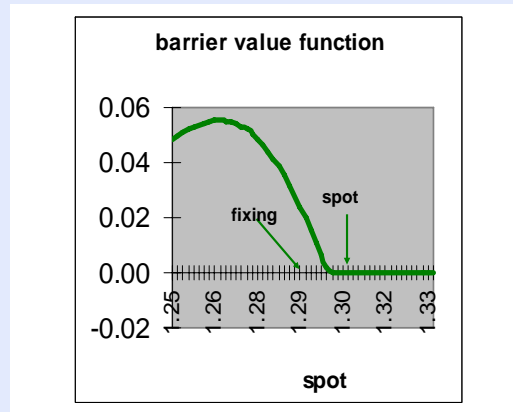
- here we unwind our hedge with delay and encounter

$$\text{P\&L} = \Delta(S_t) \cdot (S_{t+\Delta T} - S_t),$$

- the seller has been short the underlying at time  $t$  and must buy it in  $t + \Delta T$  minutes to close out the hedge.
- he makes profit if the underlying is cheaper in  $t + \Delta T$ .



## 5.5.2. Spot Above Fixing: $S_t \geq B$ and $F_t < B$



mathfinance.com

Title Page




Page 26 of 40

Go Back

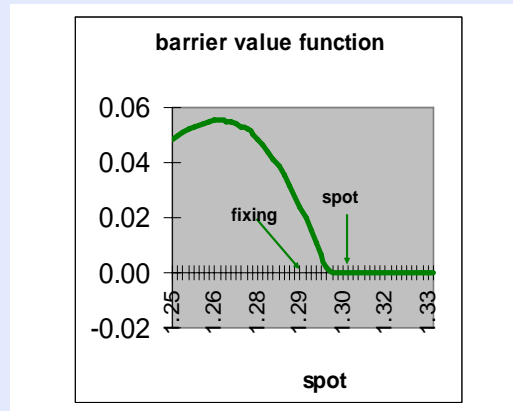
Full Screen

Close

Quit



## 5.5.2. Spot Above Fixing: $S_t \geq B$ and $F_t < B$



- here the seller closed out the hedge at time  $t$ , though she shouldn't have done so

mathfinance.com

Title Page



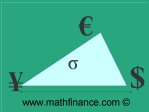
Page 26 of 40

Go Back

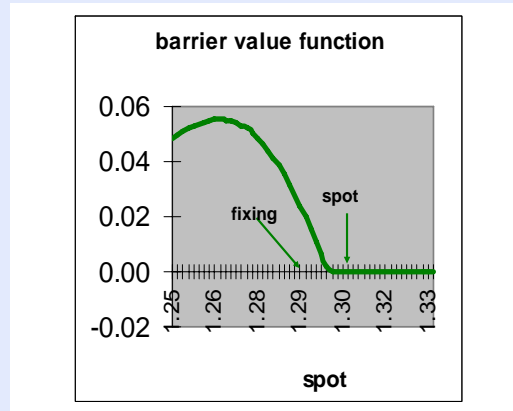
Full Screen

Close

Quit



## 5.5.2. Spot Above Fixing: $S_t \geq B$ and $F_t < B$



- here the seller closed out the hedge at time  $t$ , though she shouldn't have done so
- and in  $t + \Delta T$  she needs to build a new hedge causing

$$\text{P\&L} = \Delta(S_t) \cdot (S_t + \delta) - \Delta(S_{t+\Delta T}) \cdot S_{t+\Delta T}$$

mathfinance.com

Title Page



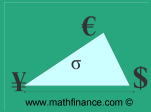
Page 26 of 40

Go Back

Full Screen

Close

Quit



### 5.5.3. Calculating the Delta-Hedge Quantity

- approximation by Per Hörfelt in [6]
- Assume the value of the spot is observed at times  $iT/n, i = 0, \dots, n$
- define

[mathfinance.com](#)

[Title Page](#)



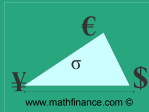
Page 27 of 40

[Go Back](#)

[Full Screen](#)

[Close](#)

[Quit](#)



### 5.5.3. Calculating the Delta-Hedge Quantity

- approximation by Per Hörfelt in [6]
- Assume the value of the spot is observed at times  $iT/n$ ,  $i = 0, \dots, n$
- define

$$\theta_{\pm} \triangleq \frac{r_d - r_f \pm \sigma^2/2}{\sigma} \sqrt{T}$$

$$c \triangleq \frac{\ln(K/S_0)}{\sigma \sqrt{T}}$$

$$d \triangleq \frac{\ln(B/S_0)}{\sigma \sqrt{T}}$$

$$\beta \triangleq -\zeta(1/2)/\sqrt{(2\pi)} \approx 0.5826$$

mathfinance.com

Title Page



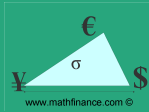
Page 27 of 40

Go Back

Full Screen

Close

Quit



### 5.5.3. Calculating the Delta-Hedge Quantity

- approximation by Per Hörfelt in [6]
- Assume the value of the spot is observed at times  $iT/n$ ,  $i = 0, \dots, n$
- define

$$\theta_{\pm} \triangleq \frac{r_d - r_f \pm \sigma^2/2}{\sigma} \sqrt{T}$$

$$c \triangleq \frac{\ln(K/S_0)}{\sigma \sqrt{T}}$$

$$d \triangleq \frac{\ln(B/S_0)}{\sigma \sqrt{T}}$$

$$\beta \triangleq -\zeta(1/2)/\sqrt{(2\pi)} \approx 0.5826$$

- $\zeta$ : Riemann zeta function

mathfinance.com

Title Page



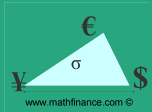
Page 27 of 40

Go Back

Full Screen

Close

Quit



Overview

Hedging the...

Impact on the Spot...

Cut-Off Time and...

Delta-Hedging a...

Contact Information

mathfinance.com

Title Page



Page 28 of 40

Go Back

Full Screen

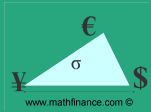
Close

Quit

- define

$$F_+(a, b; \theta) \triangleq \mathcal{N}(a - \theta) - e^{2b\theta} \mathcal{N}(a - 2b - \theta)$$





Overview

Hedging the...

Impact on the Spot...

Cut-Off Time and...

Delta-Hedging a...

Contact Information

mathfinance.com

Title Page



Page 28 of 40

Go Back

Full Screen

Close


Quit

- define

$$F_+(a, b; \theta) \triangleq \mathcal{N}(a - \theta) - e^{2b\theta} \mathcal{N}(a - 2b - \theta)$$

- obtain for the value of the discretely monitored up-and-out call

$$V(S_0, 0) \approx S_0 e^{-r_f T} [F_+(d, d + \beta/\sqrt{n}; \theta_+) - F_+(c, d + \beta/\sqrt{n}; \theta_+)] \\ - K e^{-r_d T} [F_+(d, d + \beta/\sqrt{n}; \theta_-) - F_+(c, d + \beta/\sqrt{n}; \theta_-)]$$



Overview

Hedging the...

Impact on the Spot...

Cut-Off Time and...

Delta-Hedging a...

Contact Information

mathfinance.com

Title Page



Page 28 of 40

Go Back

Full Screen

Close

Quit

- define

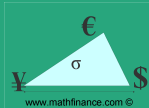
$$F_+(a, b; \theta) \triangleq \mathcal{N}(a - \theta) - e^{2b\theta} \mathcal{N}(a - 2b - \theta)$$

- obtain for the value of the discretely monitored up-and-out call

$$V(S_0, 0) \approx S_0 e^{-r_f T} [F_+(d, d + \beta/\sqrt{n}; \theta_+) - F_+(c, d + \beta/\sqrt{n}; \theta_+)] - K e^{-r_d T} [F_+(d, d + \beta/\sqrt{n}; \theta_-) - F_+(c, d + \beta/\sqrt{n}; \theta_-)]$$

- take a finite difference approach for the computation of the theoretical delta

$$\Delta = V_S(S, t) \approx \frac{V(S + \epsilon, t) - V(S - \epsilon, t)}{2\epsilon}$$



## 5.6. Analysis of EUR-USD

Spot	1.2100
Strike	1.1800
Trading days	250
domestic interest rate	2.17% (USD)
Foreign interest rate	2.27% (EUR)
Volatility	10.4%
Time to maturity	1 year
Notional	1,000,000 EUR

Consider a short position of a discretely monitored up-and-out Call

Overview

Hedging the...

Impact on the Spot...

Cut-Off Time and...

Delta-Hedging a...

Contact Information

mathfinance.com

Title Page



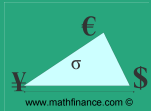
Page 29 of 40

Go Back

Full Screen

Close

Quit



- Overview
- Hedging the ...
- Impact on the Spot ...
- Cut-Off Time and ...
- Delta-Hedging a ...
- Contact Information

mathfinance.com

Title Page

◀ ▶

◀ ▶

Page 30 of 40

Go Back

Full Screen

Close

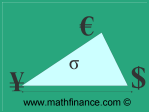
Quit

## 5.6.1. Distribution of Absolute Errors in USD

The figures are the number of occurrences out of 1 million

barrier 1.2500	<1k\$	<2k\$	<3k\$	<39k\$	<40k\$	<41k\$	<42k\$	<43k\$
upside error	951744	20	1	0	0	0	0	0
downside error	48008	54	2	5	59	85	21	1
barrier 1.3000	<1k\$	< 2k\$	< 3k\$	<89k\$	< 90k\$	<91k\$	<92k\$	
upside error	974340	20	1	0	0	0	0	
downside error	25475	43	0	2	40	59	20	
barrier 1.4100	<1k\$	<2k\$	<3k\$	<199k\$	<200k\$	<201k\$	<202k\$	<203k\$
upside error	994854	78	0	0	0	0	0	0
downside error	4825	194	3	1	19	17	8	1

## 5.6.2. Additional Hedge Cost



Overview

Hedging the...

Impact on the Spot...

Cut-Off Time and...

Delta-Hedging a...

Contact Information

mathfinance.com

Title Page



Page 31 of 40

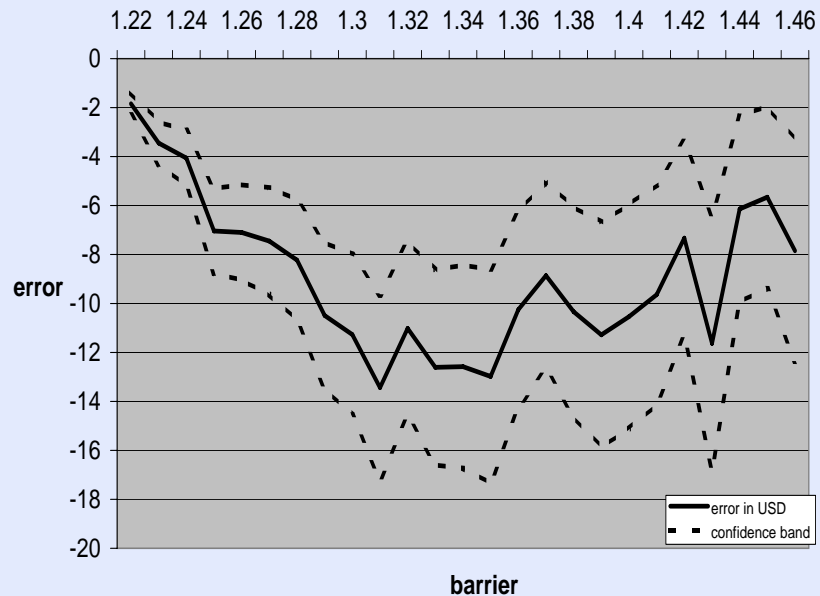
Go Back

Full Screen

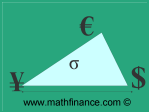
Close

Quit

### Hedge error with 99.9% - confidence interval



## 5.6.3. Probability of a Miss-Hedge



Overview

Hedging the...

Impact on the Spot...

Cut-Off Time and...

Delta-Hedging a...

Contact Information

mathfinance.com

Title Page



Page 32 of 40

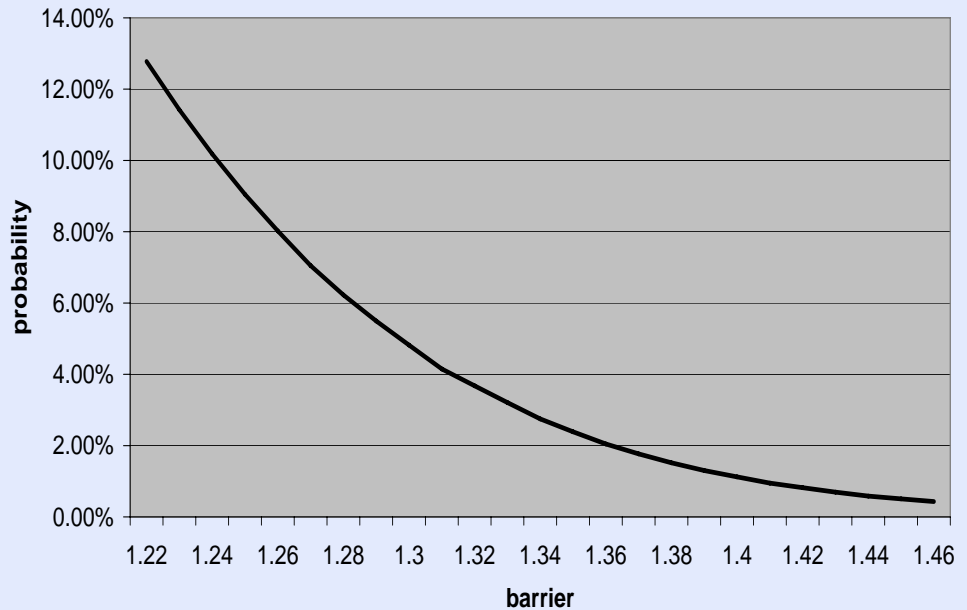
Go Back

Full Screen

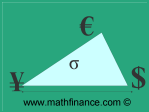
Close

Quit

Probability of mishedging



## 5.6.4. Hedging Error / TV



Overview

Hedging the...

Impact on the Spot...

Cut-Off Time and...

Delta-Hedging a...

Contact Information

mathfinance.com

Title Page



Page 33 of 40

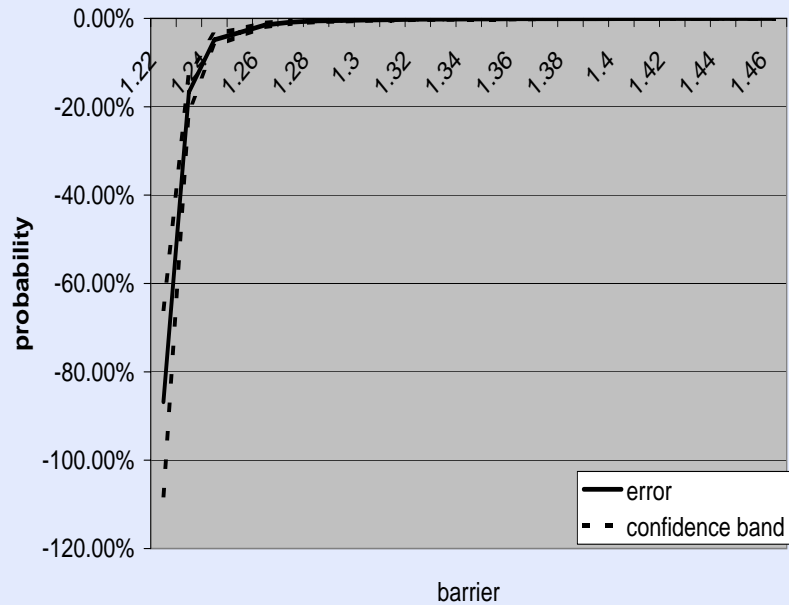
Go Back

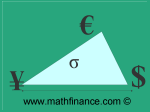
Full Screen

Close

Quit

Rel. hedge error with 99.9% bands





Overview

Hedging the...

Impact on the Spot...

Cut-Off Time and...

Delta-Hedging a...

Contact Information

mathfinance.com

Title Page



Page 34 of 40

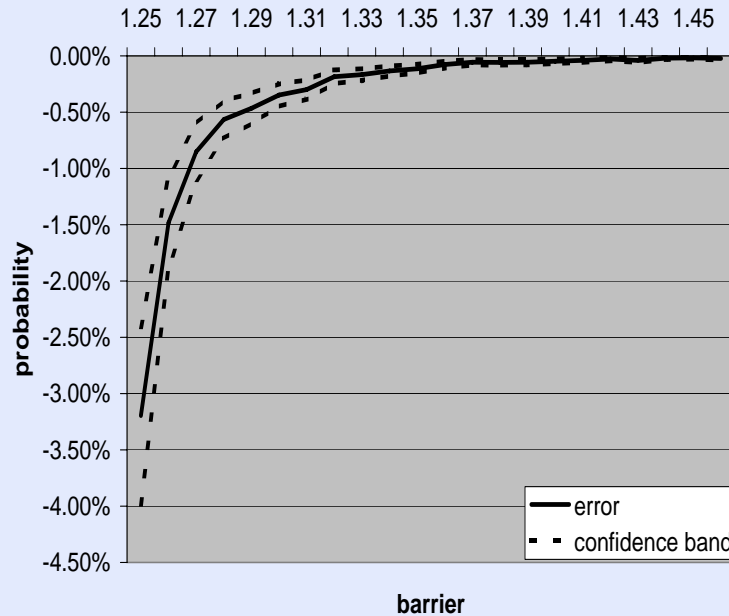
Go Back

Full Screen

Close

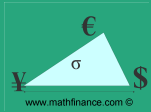
Quit

## Rel. hedge error with 99.9% bands





## 5.6.5. Maximum Losses



Overview

Hedging the...

Impact on the Spot...

Cut-Off Time and...

Delta-Hedging a...

Contact Information

mathfinance.com

Title Page



Page 35 of 40

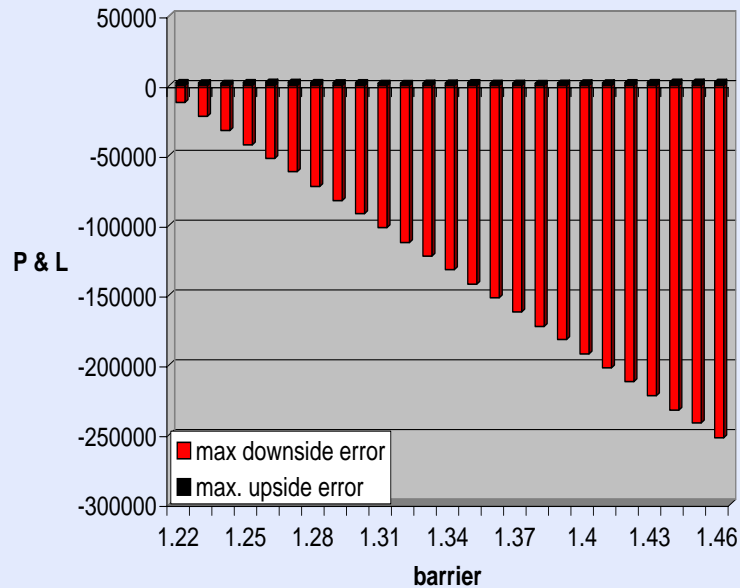
Go Back

Full Screen

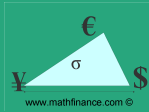
Close

Quit

Extremal P & L for the short position



## 5.6.6. Maximum Losses / TV



Overview

Hedging the ...

Impact on the Spot ...

Cut-Off Time and ...

Delta-Hedging a ...

Contact Information

mathfinance.com

Title Page



Page 36 of 40

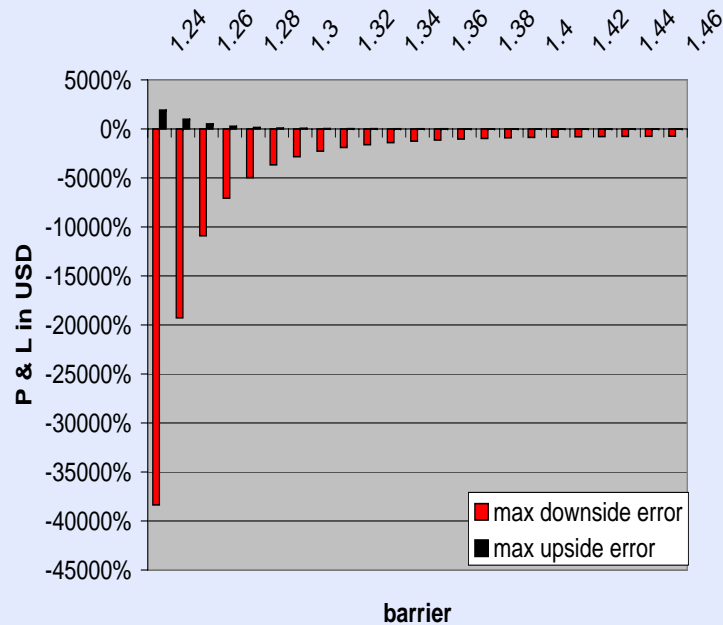
Go Back

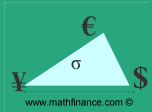
Full Screen

Close

Quit

### Relative P & L





## 5.7. Summary

- other currency pairs are similar.

*Overview*

*Hedging the...*

*Impact on the Spot...*

*Cut-Off Time and...*

*Delta-Hedging a...*

*Contact Information*

*mathfinance.com*

*Title Page*



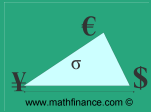
*Page 37 of 40*

*Go Back*

*Full Screen*

*Close*

*Quit*



## 5.7. Summary

- other currency pairs are similar.
- average loss is comparatively small for liquid currency pairs.

Overview

Hedging the...

Impact on the Spot...

Cut-Off Time and...

Delta-Hedging a...

Contact Information

mathfinance.com

Title Page



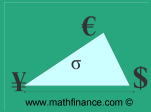
Page 37 of 40

Go Back

Full Screen

Close

Quit



## 5.7. Summary

- other currency pairs are similar.
- average loss is comparatively small for liquid currency pairs.
- maximum loss can be very large with small probability.

mathfinance.com

Title Page



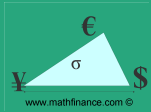
Page 37 of 40

Go Back

Full Screen

Close

Quit



## 5.7. Summary

- other currency pairs are similar.
- average loss is comparatively small for liquid currency pairs.
- maximum loss can be very large with small probability.
- sufficient to charge a maximum of 0.1% of the TV to cover the potential *average* loss.

mathfinance.com

Title Page



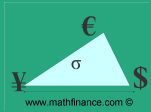
Page 37 of 40

Go Back

Full Screen

Close

Quit



## 5.7. Summary

- other currency pairs are similar.
- average loss is comparatively small for liquid currency pairs.
- maximum loss can be very large with small probability.
- sufficient to charge a maximum of 0.1% of the TV to cover the potential *average* loss.
- traders take extra premium of 10 basis points per unit of the notional of the underlying.

mathfinance.com

Title Page



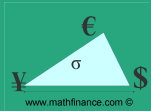
Page 37 of 40

Go Back

Full Screen

Close

Quit



## 5.7. Summary

- other currency pairs are similar.
- average loss is comparatively small for liquid currency pairs.
- maximum loss can be very large with small probability.
- sufficient to charge a maximum of 0.1% of the TV to cover the potential *average* loss.
- traders take extra premium of 10 basis points per unit of the notional of the underlying.
- relative errors are so small that it seems reasonable not to pursue any further investigation with other models beyond Black-Scholes.

mathfinance.com

Title Page



Page 37 of 40

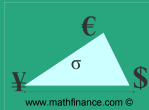
Go Back

Full Screen

Close

Quit





Overview

Hedging the...

Impact on the Spot...

Cut-Off Time and...

Delta-Hedging a...

Contact Information

mathfinance.com

Title Page



Page 38 of 40

Go Back

Full Screen

Close

Quit

## 6. Contact Information

Uwe Wystup  
MathFinance AG  
Schießhohl 19  
65529 Waldems  
Germany

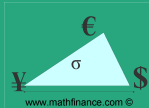
Phone +49-700-MATHFINANCE

More papers are available at

<http://www.mathfinance.com/wystup/papers.php>

These slides are available at

[http://www.mathfinance.com/wystup/papers/fximpact\\_slides.pdf](http://www.mathfinance.com/wystup/papers/fximpact_slides.pdf)



## References

- [1] ANAGNOU-BASIOUDIS, I. and HODGES, S. (2004) *Derivatives Hedging and Volatility Errors*. Warwick University Working Paper.
- [2] BECKER, C. and WYSTUP, U. (2005). *On The Cost of Delayed Fixing Announcements in FX Options Markets*. Research Report, **HfB-Business School of Finance and Management**, Center for Practical Quantitative Finance.
- [3] BROWN, B., LOVATO, J. and RUSSELL, K. (2004) D. CDFLIB - C++ - library, [http://www.csit.fsu.edu/~burkardt/cpp\\_src/dcdflib/dcdflib.html](http://www.csit.fsu.edu/~burkardt/cpp_src/dcdflib/dcdflib.html)
- [4] FUSAI G. and RECCHIONI, C. (2003). *Numerical Valuation of Discrete Barrier Options* Warwick University Working Paper.
- [5] HAKALA, J. and WYSTUP, U. (2002) *Foreign Exchange Risk*, Risk Publications, London.
- [6] HÖRFELT, P. (2003). Extension of the corrected barrier approximation by Broadie, Glasserman, and Kou. *Finance and Stochastics*, **7**, 231-243.

mathfinance.com

Title Page



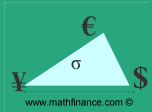
Page 39 of 40

Go Back

Full Screen

Close

Quit



- [7] MATSUMOTO, M. (2004). Homepage of Makoto Matsumoto on the server of the university of Hiroshima: <http://www.math.sci.hiroshima-u.ac.jp/~m-mat/eindex.html>
- [8] WYSTUP, U (2000). The MathFinance Formula Catalogue. <http://www.mathfinance.com>

Overview

Hedging the...

Impact on the Spot...

Cut-Off Time and...

Delta-Hedging a...

Contact Information

mathfinance.com

Title Page



Page 40 of 40

Go Back

Full Screen

Close

Quit